FIRST ANGLE PROJECTION (ALL DIMENSIONS IN MILLIMETRES)

05-228/C

CAUTION THE INFORMATION ON THIS DOCUMENT IS THE PROPERTY OF BHARAT HEAVY ELECTRICALS LTD. IT MUST NOT BE USED DIRECTLY OR INDIRECTLY IN ANY WAY DETRIMENTAL TO THE INTEREST OF THE COMPANY.

DRAWING NO. 2-80-655-15972

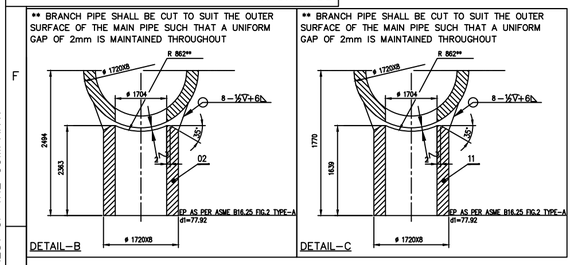

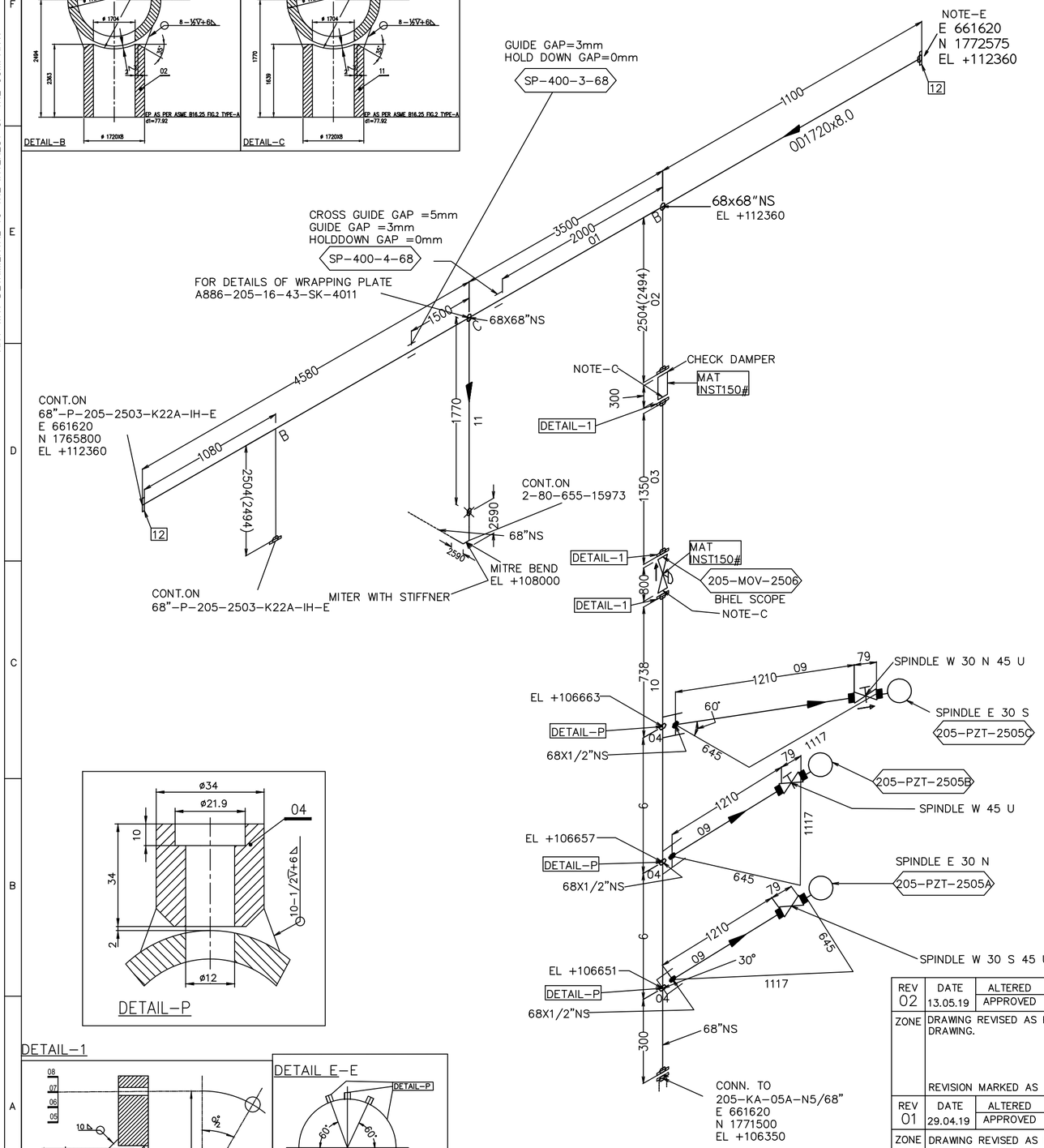

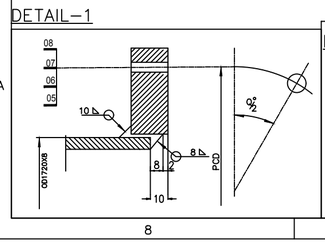

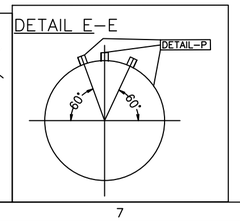

NOTES: ALL DIMENSIONS ARE IN MILLIMETRES

1. DESIGN PRESSURE – 0.2 KG/CM2 (G) DESIGN TEMPERATURE: 260°C
2. FOR STANDARD NOTES OF PRODUCTION AND ERECTION OF PIPES AND TOLERANCE ON FITTINGS REFER DRG NO. 4-80-001-37654 & 4-80-301-26192
3. FOLLOW APPLICABLE QP AND PAINTING SCHEDULE FOR THE PROJECT
4. ALL UNMARKED BENDS/ELBOWS ARE 90 DEG
5. PIPE ENDS SHALL BE BEVELLED AS PER B16.25 FIG.2 TYPE-A
6. GASKET IS SUPPLIED VIDE 7419-80-733 PGMA.
7. FOR ELECTRODE DATA REFER

PIPE SIZE	MATERIAL SPEC	EP FIG	WELD SPEC	ELECTRODE DATA	
				ROOT RUN	FILLER RUN
OD1720x8	ASTMA516 GR.70	FIG-A	8 V	ER70S-2/ E6010/E6013	ER70S-2/ E7016/E7018

8. THREADS SHALL BE UNIFIED(UNC FOR UPTO 1" DIA) AS PER ASME B1.1 WITH CLASS 2A FIT FOR STUDS AND CLASS 2B FIT FOR NUTS.
9. 01 ⌀ INDICATES WELD AT SHOP.
10. 01 ⌀ INDICATES WELD AT SITE.

ITEM CODE	ITEM NO.	DESCRIPTION	DRAWING NO.	ITEM NO. / VAR	MATERIAL CODE / MATERIAL SPEC.	A / C	UNIT WT. / QTY.
FNFK521Z046ZZZZZZ	12	BLIND FLANGE.CL.150 FF/125AARH68"	2-80-655-16009		---	C	178 536
				15	ASTM A 516 GR.70		2
P18Y713Z04663ZZZZ	11	P.F BRANCH PIPE OD1720X8 L=1639	3-80-655-35502		---		553 561
				15	ASTM A 516 GR.70		1
P18Y713Z04663ZZZZ	10	P.F PIPE OD1720X8 L=1050	3-80-655-35502		---		354 691
				14	ASTM A 516 GR.70		1
PI21977Z00410ZZZZ	09	PIPE NB15 L=3600	2-80-655-15972		---	C	1 614
					SA 106 GR.B		03
GKFDSC2Z046ZZZZZZ	08	GASKET JOB STD EXPANDED PTFE CORD 150# 7MM THK – 68"	2-80-655-15972		----		-- --
					----		4
---	07	NUT 5/8" UNC	2-80-655-15972		----		0 033
					A194 GR.2H		672
---	06	STUD 5/8" UNC L=113MM	2-80-655-15972		----		0 224
					A193 GR.B7		336
FNFK521Z046ZZZZZZ	05	FLANGE.SO CL.150 FF/125AARH 68"	2-80-655-16008		---	C	62 603
				15	ASTM A 516 GR.70		6
WK602D3Z004ZZZZZZ	04	SW STUB NB15 CL:6000	4-80-655-83151		---	C	0 210
					SA 105		03
P18Y713Z04663ZZZZ	03	P.F PIPE OD1720X8 L=1350	3-80-655-35502		---	C	456 032
				04	ASTM A 516 GR.70		1
P18Y713Z04663ZZZZ	02	P.F PIPE OD1720X8 L=2363	3-80-655-35502		---	C	801 802
				03	ASTM A 516 GR.70		2
P18Y713Z04663ZZZZ	01	P.F PIPE OD1720X8 L=9180	3-80-655-35502		---	C	3100 484
				12	ASTM A 516 GR.70		1

REV	DATE	ALTERED / APPROVED	
02	13.05.19	ALTERED	E.PYRIA
		APPROVED	KVR
ZONE	DRAWING REVISED AS PER LATEST EIL DRAWING. REVISION MARKED AS 02		
01	29.04.19	ALTERED	M.P.K
		APPROVED	TRINADH
ZONE	DRAWING REVISED AS PER MAIL FROM EIL DT: 24.04.19 REVISION MARKED AS 01		

CUSTOMER: INDIAN OIL CORPORATION LIMITED (HALDIA)

CONSULTANT: ENGINEERS INDIA LIMITED (EIL) NEW DELHI

NAME OF PROJECT: BS-VI, HALDIA

BHEL CUSTOMER NO: 7419

BHARAT HEAVY ELECTRICALS LTD., PIPING CENTRE, CHENNAI 600 017

	NAME	SIGN	DATE	NO OF ITEMS
DRN	E.PYRIA	-sd-	27.02.19	
CHD	SARAVANAN.C	-sd-	27.02.19	
APPD	KVR	-sd-	27.02.19	

DEPT. / CODE: C/M/F — GRADE OF UN TOL. DIM — SCALE — WEIGHT (Kg). — ITEM No.

TITLE: 68-P-205-2502-K22A-IH-E (SH 1 OF 2) — EIL DRAWING NO: — CARD CODE: U 01 — DRAWING No.: 2-80-655-15972 — REV: 02

SIZE A2

V: A2